

BEYOND

By Coachmen

THE ULTIMATE TOURING VEHICLE

LITHIUM BATTERY
SYSTEM OPTION

Li3



THE PERFECT FIT FOR YOUR ACTIVE LIFESTYLE

This versatile Class B motorhome is designed for today's active lifestyles. Experience unrivaled fuel economy combined with legendary Ford® styling and reliability. Relax in luxurious captains seats while enjoying the view through large frameless windows. The interior ergonomics ensure you are as comfortable on the road as you are at home. Beyond gets you where the action is, in style!

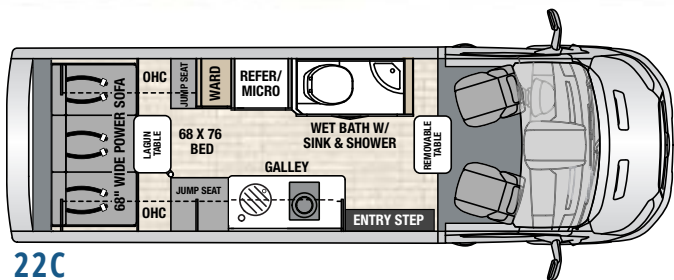
22D is shown below with Maple cabinets and Fog decor.



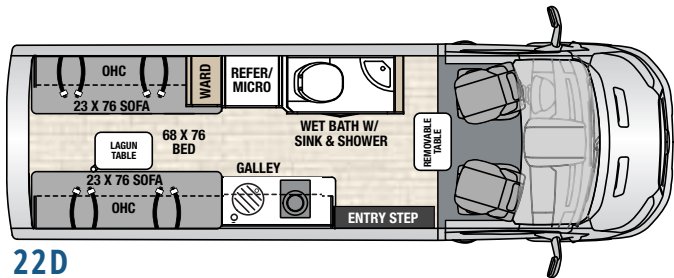
TWO GREAT BRANDS – ONE GREAT CLASS B!

BEYOND

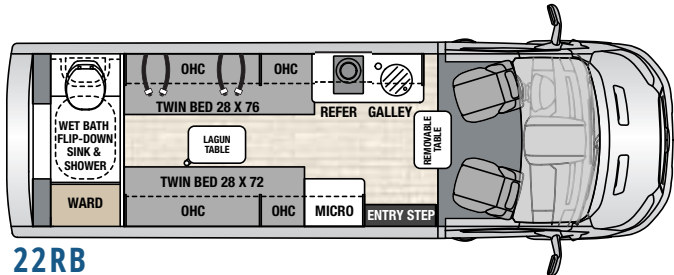
By Coachmen



22C



22D



22RB

STANDARD 2022 FORD TRANSIT CHASSIS FEATURES:

- ◆ 3.5L EcoBoost engine
- ◆ 10 Speed transmission
- ◆ 3.73 Limited slip axle
- ◆ Co-Pilot360 Technology includes: Adaptive Cruise, BLIS – blind spot information system, side sensing system, front & rear split view camera, lane keeping system, post collision braking, pre-collision assist with automatic emergency braking (AEB), auto high-beam headlamps, cross traffic alert & trailer coverage, adjustable speed limiting device (ASLD)



- ◆ Front fog lights
 - ◆ Remote start
 - ◆ Keyless entry
 - ◆ 12" Sync4 display
 - ◆ Driver & passenger swivel seats
 - ◆ FORD OEM painted front bumper
 - ◆ FORD OEM forged aluminum wheels
 - ◆ HD trailer tow package
- ## BEYOND STANDARD FEATURES:
- ◆ NEW 30AMP Smart Plug (LED power light indicator, 20X contact area, weatherproof)
 - ◆ Shower Miser water saver (N/A 22RB)
 - ◆ Oxygenics Fury hand held shower head with on/off (N/A 22RB)
 - ◆ Truma Combi Eco Plus furnace/water heater
 - ◆ Upgraded WiFi Ranger SkyPro
 - ◆ RVQG2800i 2.8KW gasoline generator
 - ◆ Induction cooktop
 - ◆ 24" LED Smart TV
 - ◆ Q-Foam in sofas and twin beds
 - ◆ 2000W Xantrex inverter with auto gen start
 - ◆ Firefly Multiplex with dual screens for convenience
 - ◆ Supersprings International Suspension Kit
 - ◆ ABS Insulated Rear Doors

- ◆ Carefree armless motion sensing awning
- ◆ Hardwood cabinetry
- ◆ TruTank sensors read tank levels at 5% increments
- ◆ (1) 195W Solar panel with dual charging capabilities
- ◆ Rear pull-down screen & rear window covers
- ◆ Side screen door
- ◆ Fantastic Fan with rain sensor and remote
- ◆ 1-Piece fiberglass shower
- ◆ Nova Kool compressor refrigerator

OPTIONS:

- ◆ Li3 Lithium Battery System includes: 630 amp-hour lithium battery, internal heater, Bluetooth battery management system and remote LCD display, second under hood alternator with multi-stage voltage regulator, Xantrex XC Pro 3000W inverter/charger with Bluetooth XC Remote, Xantrex Echo-charge (charges chassis battery while plugged into shore power). (Onan Generator not included with Li3 Lithium Battery Option.)
- ◆ Driver & passenger upgraded seat re-covers
- ◆ Upgraded front window covers
- ◆ New Truma Aventa 13.5K 110V A/C
- ◆ Turbo II 12V A/C
- ◆ Grey tank heaters
- ◆ Cozy Wrap upgraded insulation package
- ◆ 2-Burner LP cooktop

INTERIOR CHOICES:

- ◆ Cashmere décor (tan)
- ◆ Fog décor (grey)

CABINET CHOICES:

- ◆ Solid high gloss maple
- ◆ Solid high gloss white
- ◆ Solid high gloss cherry

EXTERIOR CHOICES:



MODEL: EcoBoost	22C AWD	22D AWD	22RB AWD
Chassis: Ford Transit	350 HD	350 HD	350 HD
Engine	3.5L V6	3.5L V6	3.5L V6
Horse Power	310	310	310
Torque (lb./ft.)	400	400	400
Wheel Base	148"	148"	148"
GVWR (lbs.)	10,360	10,360	10,360
GCWR (lbs.)	12,600	12,600	12,600
Front GAWR (lbs.)	4,630	4,630	4,630
Rear GAWR (lbs.)	7,275	7,275	7,275
UVW (lbs.)	8,900	8,900	8,900
CCC (lbs.)	1,460	1,460	1,460
Interior Height	77.5"	77.5"	77.5"
Ext. Width	7'	7'	7'
Ext. Height (w/AC)	9' 11"	9' 11"	9' 11"
Ext. Length	22' 2"	22' 2"	22' 2"
Hitch Weight (lbs.)	500	500	500
Fuel Capacity (gal.)	25	25	25
LP Capacity (gal./lbs.)	9.7 / 41	9.7 / 41	9.7 / 41
Fresh Water (gal.)	27	27	28
Grey Water (gal.)	15	15	15
Black Water (gal.)	12	12	16
Awning	13' 1"	13' 1"	13' 1"

RWD = Rear Wheel Drive ◆ AWD = All Wheel Drive



To learn more about Coachmen RV and our products, and see how Coachmen is making the easy life easier, contact us today.



423 N. Main Street ◆ P.O. Box 30
Middlebury, IN 46540 ◆ (800) 353-7383
<https://coachmenrv.com/class-b-motorhomes/beyond>
fb.me/coachmenrv



GVWR (Gross Vehicle Weight Rating) - is the maximum permissible weight of the unit when fully loaded. It includes all weights, inclusive of all fluids, occupants, cargo, optional equipment and accessories. For safety and product performance do NOT exceed the GVWR.

GCWR (Gross Combined Weight Rating) - Is the maximum permissible loaded weight of your motor home and any towed trailer or towed vehicle. Actual GCWR of this vehicle may be limited by the sum of the GVWR and the installed hitch receiver maximum capacity rating; see hitch rating label for detail.

GAWR (Gross Axle Weight Rating) - is the maximum permissible weight, including cargo, fluids, optional equipment and accessories that can be safely supported by each axle.

UVW (Unloaded Vehicle Weight) - is the typical weight of the unit as manufactured at the factory. It includes all weight at the unit's axle(s), including full fuel, all fluids and LP Gas. The UVW does not include cargo, fresh potable water, additional optional equipment or dealer installed accessories.

* Estimated Average based on standard build optional equipment.

CCC (Cargo Carrying Capacity)** - is the amount of weight available for fresh potable water, cargo, passengers, additional optional equipment and accessories. CCC is equal to GVWR minus UVW. Available CCC should accommodate fresh potable water (8.3 lbs per gallon). Before filling the fresh water tank, empty the black and gray tanks to provide for more cargo capacity.

** Estimated average based on standard build optional equipment.

Each Forest River RV is weighed at the manufacturing facility prior to shipping. A label identifying the unloaded vehicle weight of the actual unit and the cargo carrying capacity is applied to every Forest River RV prior to leaving our facilities. The load capacity of your unit is designated by weight, not by volume, so you cannot necessarily use all available space when loading your unit. Actual towing capacity is dependent upon your particular loading and towing circumstances, which includes the GVWR, GAWR and GCWR as well as adequate trailer brakes. Please refer to the Operator's Manual of your vehicle for further towing information. All information contained in this brochure is believed to be accurate at the time of publication. However, during the model year, it may be necessary to make revisions and Forest River, Inc., reserves the right to make all such changes without notice, including prices, colors, materials, equipment and specifications as well as the addition of new models and the discontinuance of models shown in this brochure. Therefore, please consult with your Forest River dealer and confirm the existence of any materials, design or specifications that are material to your purchase decision. ©2020 Beyond by Coachmen, a Division of Forest River, Inc., a Berkshire Hathaway company. All Rights Reserved. 9/22

